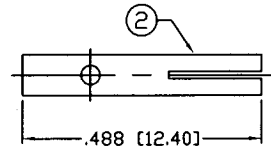
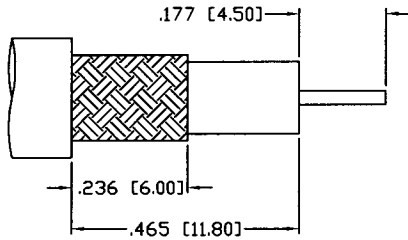


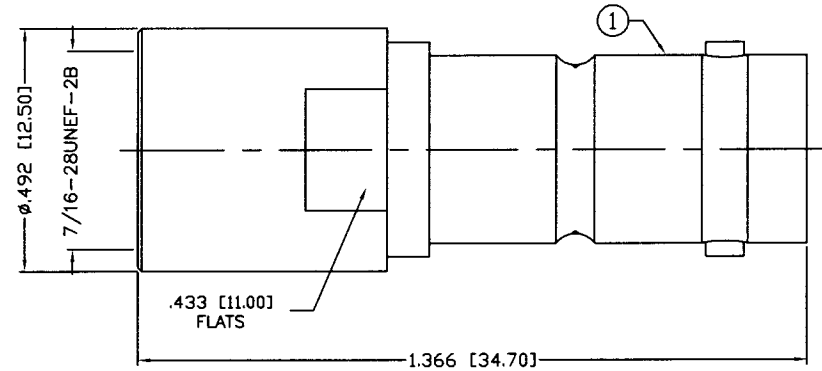
THIS DRAWING CONTAINS INFORMATION PROPRIETARY TO RF INDUSTRIES.  
 ANY UNAUTHORIZED USE OF THIS DRAWING IS EXPRESSLY PROHIBITED  
 WITHOUT WRITTEN PERMISSION FROM RF INDUSTRIES.  
 ANY VIOLATION IS PUNISHABLE UNDER U.S. COPYRIGHT LAWS.

ALL DIMENSIONS ARE REFERENCE ONLY

| PART NO. |                     | <b>RHV-124-D</b> |         |          |
|----------|---------------------|------------------|---------|----------|
| REV      | DESCRIPTION         | DWN              | DATE    | APPROVED |
| -        | ENGINEERING RELEASE | CZS              | 1/14/04 | JDMc     |
|          |                     |                  |         |          |
|          |                     |                  |         |          |

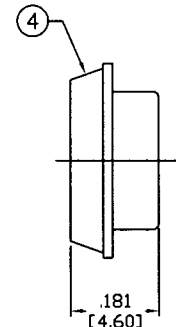
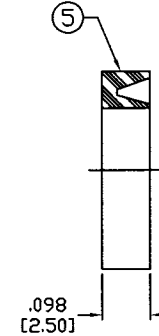
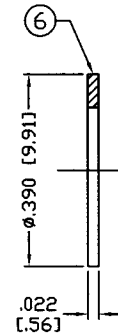
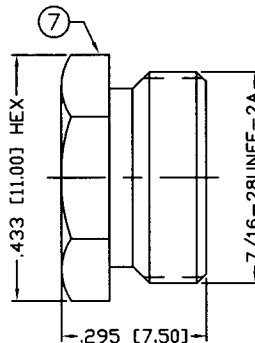


RECOMMENDED PIN DIE: .068"



**SPECIFICATIONS:**

IMPEDANCE: Non-Constant  
 WORKING VOLTAGE: 5k V rms @ sea level  
 TEMPERATURE RANGE: -65°C TO 85°C  
 INSULATION RESISTANCE: 5k M Ohms min.  
 FOR RG-59, 59A, 59B, 62, 62A, 62C/U; ALPHA 9059, 9062,  
 9830, 9840, 9845; BELDEN 8221, 8241, 9169, 9204,  
 9228; CANARE LV-61S; CommScope 5555, 5560, 5563



| 1  | BODY        | 1   | BRASS    | NICKEL, 80μ" |
|----|-------------|-----|----------|--------------|
| 2  | PIN         | 1   | BRASS    | GOLD, 3μ"    |
| 3  | INSULATOR   | 1   | PTFE     | ---          |
| 4  | CLAMP       | 1   | BRASS    | NICKEL, 80μ" |
| 5  | GASKET      | 1   | RUBBER   | ---          |
| 6  | WASHER      | 1   | BRASS    | NICKEL, 80μ" |
| 7  | HEX NUT     | 1   | BRASS    | NICKEL, 80μ" |
| 8  |             |     |          |              |
| 9  |             |     |          |              |
| 10 |             |     |          |              |
| 11 |             |     |          |              |
| 12 |             |     |          |              |
| 13 |             |     |          |              |
| 14 |             |     |          |              |
| #  | DESCRIPTION | QTY | MATERIAL | FINISH       |

| 00486                         |         |
|-------------------------------|---------|
| DRAWN<br>C. ZUNIGA            | 2/11/04 |
| CHECKED<br><i>[Signature]</i> | 2/11/04 |
| ORJ DRAWN<br>C. ZUNIGA        | 2/11/04 |
| APPROVALS                     | DATE    |

UNLESS OTHERWISE SPECIFIED:  
  
 DIMENSIONS ARE IN INCHES  
 AND [MILLIMETERS]  
 UNLESS OTHERWISE NOTED  
 TOLERANCES ARE:  
 DECIMALS      DIAMETER

RF

7610 MIRAMAR RD  
 SAN DIEGO, CA 92126  
 (858) 549-6340  
 (858) 549-6345 FAX

DIVISION OF RF INDUSTRIES, LTD.

## MHV JACK, CLAMP

|            |                  |                      |              |
|------------|------------------|----------------------|--------------|
| SIZE<br>A  | CABLE GROUP<br>D | DWG NO.<br>RHV-124-D | REV<br>-     |
| SCALE: NTS |                  | CAD FILE OUTLINE     | SHEET 1 OF 1 |