



RFA-4087 Coaxial Cable Stripper



Instructions:

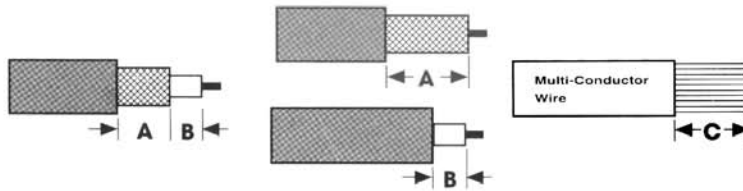
- **PRESS** - Insert cable through hole guide.
- **TURN** - Turn the stripper clockwise 3-5 times.
- **PULL** - Hold jaws and pull cable out of stripper.

How to replace blade:

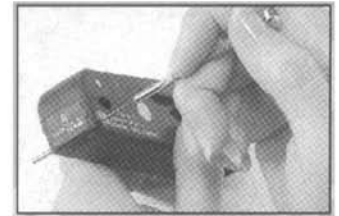
- Push out 2mm pin and pull blade base out of stripper.
- Insert new blade base and push 2mm pin into stripper.

Spare blades available and other stripper are as follows:

STRIPPING LENGTH



PART NO.	AS-103	AS-103A	AS-101	AS-104	AS-104B	AS-106	AS-106B	AS-108	AS-110	AS-112
A	8	6	C=12	4	—	6	—	8	10	12
B	4	6	—	—	4	—	6	—	—	—
SPARE BLADES	ASB-103	ASB-103A	ASB-101	ASB-104	ASB-104B	ASB-106	ASB-106B	ASB-108	ASB-110	ASB-112



Please call Technical Support at (800) 233-1728 or (858) 549-6340 if these instructions are not clear.