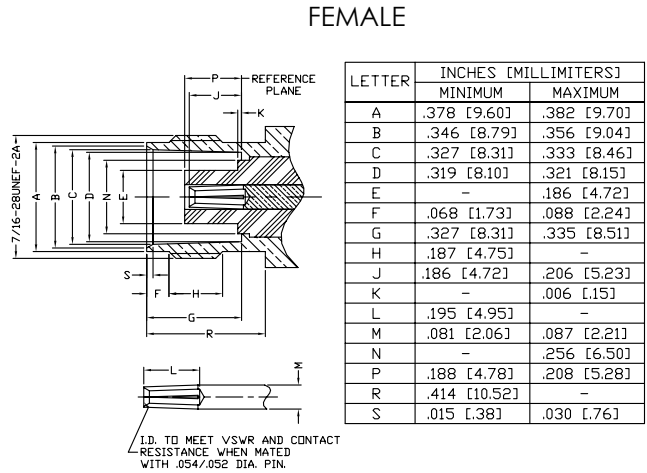
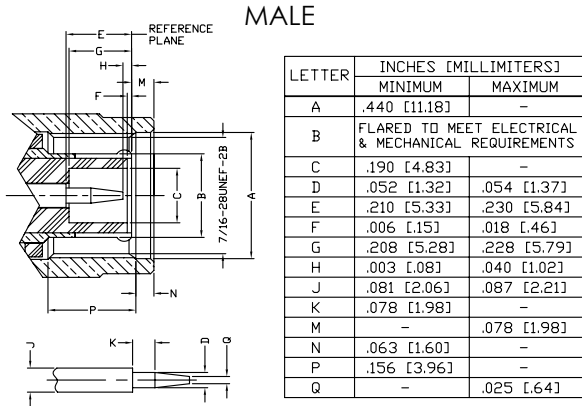


TNC — 50 Ohm

TNC 50 Ohm



SPECIFICATIONS

ELECTRICAL SPECIFICATIONS

IMPEDANCE: 50 Ω
 WORKING VOLTAGE RATING: 500 VRMS
 FREQUENCY RANGE: 0-7 GHz & 11 GHz

MECHANICAL SPECIFICATIONS

MATING: 7-16—28 THREADED COUPLING
 INTERFACE: MIL-STD-348, SECTION 313
 CABLING: CLAMP, SOLDER, CRIMP AND TWIST-ON

PLATING

C - BLACK CHROME
 G - GOLD
 N - NICKEL
 S - SILVER
 TP - THERMOPLASTIC

DIELECTRIC MATERIAL

D - DELRIN
 PP - POLYPROPYLENE
 T - TEFLON

CABLE GROUPS

GRP	FOR THESE CABLE TYPES
B	TIMES LMR-100A; RG-174, 188, 188A, 316/U; ALPHA 9174, 9316; BELDEN 7805A, 8216, 83269, 83284, 84316; COMMSCOPE AMC-174, WBC-100
B1	RG-316/U DOUBLE SHIELD; RD-316; BELDEN 83269; COLEMAN 1596
C	TIMES LMR-195; RG-58, 58A, 58C, 141, 141A/U; ANDREW CNT-195, CNT-195-DB, CNT-195-FR; BELDEN 7806A, 8219, 8240, 8259, 8262, 9201, 9203, 9310, 9311; COMMSCOPE WBC-195, WBC-195R, 0268, TCOM-195, TCOM-195-FR; HARBOUR HPF195
C1	RG-55, 55A, 55B, 142, 142A, 142B, 223, 400/U; ALPHA 9055, 9055B, 9223; BELDEN 7806A, 83242, 84142
C2	TIMES LMR-200, MSI-22; ALPHA 9848; BELDEN 7807A; COMMSCOPE AMC-58LL, WBC-200, WBC-200R, TCOM-200, TCOM-200-FR; HARBOUR HPF200
I	TIMES AA-5886, AA-6146, LMR-400, LMR-400 ULTRAFLEX; ANDREW CNT-400, CNT-400AL, CNT-400-DB, CNT-400-FR, CNT-400-FRP; BELDEN 7810A, 8214, 9913; COMMSCOPE TCOM-400, TCOM-400-FR, TCOM-400-PUR, WBC-400, WBC-400R, CUSHCRAFT ULTRALINK TL93605; HARBOUR HPF400
M	TIMES MSI-15; RG-122/U; BELDEN 82907, 88240, 89907; MOTOROLA WHITE TEFLON
P	TIMES AA-3096; ANTENNA SPECIALIST K214, PRO-FLEX 800
X	TIMES LMR-240, LMR-240 ULTRAFLEX; RG-8X; ANDREW CNT-240, CNT-240AL, CNT-240ALS, CNT-240-DB, CNT-240-FR, CNT-240-W; BELDEN 9258; COMMSCOPE TCOM-240, TCOM-240-FR, WBC-240, WBC-240R; HARBOUR HPF240; MICRO 8/U; REMEE 1600; SAXTON 8315



Strain reliefs for RG-58/U — available separately
 PT-4015-03-BK (black), PT-4015-03-BL (blue)

→ TNC 50 OHM CONNECTORS AND IN-SERIES ADAPTERS — continued

TNC
50 Ohm



FIG. 6
RFT-1202-5



FIG. 7
RFT-1202-3, -3B1



FIG. 8
RFT-1202-7, -7T



FIG. 9
RFT-1202-I



FIG. 10
RFT-1203-1P, -1X



FIG. 11
RFT-1204



FIG. 12
RFT-1206



FIG. 13
RFT-1208

PHOTOS FOR REFERENCE ONLY, SHOWN AT 100% ACTUAL SIZE.

PART #	FIG	DESCRIPTION	CBL GRP	NOTES	REPLACES OR EQUIVALENT TO	PLATING			RECOM- MENDED TOOL
						BDY	P/C	DIE	
RFT-1200	1	MALE CLAMP	C, C1	FOR RG-58/U & RG-142/U	MS39012/26-0101	N	G	T	RFA-4009-206
RFT-1200-C2	1	MALE CLAMP	C2	FOR TIMES LMR-200		N	G	T	RFA-4009-206
RFT-1201-03	2	MALE CLAMP	—	FOR FUJIKURA 5D-FB CABLE		N	G	T	
RFT-1201-1P	1	MALE CLAMP	P	FOR PROFLEX	MS39012/26-0102	N	G	T	RFA-4009-203
RFT-1201-1X	1	MALE CLAMP	X	FOR RG-8/X & TIMES LMR-240		N	G	T	RFA-4009-203
RFT-1201-SI	3	MALE CLAMP	I	FOR BELDEN 9913 & TIMES LMR-400		S	G	T	RFA-4005-300
RFT-1202-2	4	MALE CRIMP	C	FOR RG-58/U	MS39012/26-0011	N	G	D	RFA-4009-206
RFT-1202-2B	5	MALE CRIMP	C	FOR RG-58/U, BLACK	MS39012/26-0011	C	G	D	RFA-4009-206
RFT-1202-2T	4	MALE CRIMP	C	FOR RG-58/U	MS39012/26-0011	N	G	T	RFA-4009-206
RFT-1202-2TC1	4	MALE CRIMP	C1	FOR RG-142/U	MS39012/26-0011	N	G	T	RFA-4009-206
RFT-1202-3	7	MALE CRIMP	B	FOR RG-174/U		N	G	T	RFA-4009-204
RFT-1202-3B1	7	MALE CRIMP	B1	FOR RG-316/U DOUBLE SHIELD		N	G	T	RFA-4009-204
RFT-1202-5	6	MALE CRIMP	C	QUICK DISCONNECT, FOR RG-58/U		N	G	D	RFA-4009-206
RFT-1202-7	8	MALE CRIMP	C3, M	FOR MOTOROLA WHITE TEFLON OR BELDEN 89907		N	G	D	RFA-4009-206
RFT-1202-7T	8	MALE CRIMP	C3, M	FOR MOTOROLA WHITE TEFLON OR BELDEN 89907		N	G	T	RFA-4009-206
RFT-1202-C1	4	MALE CRIMP	C1	FOR RG-142/U		N	G	D	RFA-4009-206
RFT-1202-C2	4	MALE CRIMP	C2	FOR TIMES LMR-200		N	G	D	RFA-4009-206
RFT-1202-C2T	4	MALE CRIMP	C2	FOR TIMES LMR-200		N	G	T	RFA-4009-206
RFT-1202-I	9	MALE CRIMP	I	FOR BELDEN 9913 & TIMES LMR-400		N	G	T	RFA-4009-205
RFT-1203-1P	10	MALE CRIMP	P	FOR PROFLEX		N	G	D	RFA-4009-203
RFT-1203-1X	10	MALE CRIMP	X	FOR RG-8/X & TIMES LMR-240		N	G	D	RFA-4009-203
RFT-1204	11	MALE SOLDERLESS	C	FOR RG-58/U		N	S	D	RFA-4009-206
RFT-1206	12	MALE TWIST-ON	C	FOR RG-58/U	AMP 221983-7	N	S	D	
RFT-1208	13	FEMALE RIGHT ANGLE PCB MOUNT		WITH TRIPLE D-FLAT, DIECAST ZINC		N	G	PP	

TNC 50 OHM CONNECTORS AND IN-SERIES ADAPTERS — continued

TNC 50 Ohm



FIG. 14
RFT-1209-1B



FIG. 15
RFT-1209-B



FIG. 16
RFT-1209-W, -05



FIG. 17
RFT-1210, -15



FIG. 18
RFT-1210-03



FIG. 19
RFT-1211-1, -1-03




FIG. 20
RFT-1212, -C1, -C2,
RFT-1213-P, -X



FIG. 21
RFT-1212-B, -B1

PHOTOS FOR REFERENCE ONLY, SHOWN AT 100% ACTUAL SIZE.

PART #	FIG	DESCRIPTION	CBL GRP	NOTES	REPLACES OR EQUIVALENT TO	PLATING			RECOM- MENDED TOOL
						BDY	P/C	DIE	
RFT-1209-1B	14	FEMALE VERTICAL LOW PROFILE PCB MOUNT		WITH D-FLAT & POST LEGS, BLACK, W/HARDWARE		TP	G	PP	
RFT-1209-B	15	FEMALE R/A LOW PROFILE PCB MOUNT		WITH D-FLAT & POST LEGS, BLACK		TP	G	PP	
RFT-1209-W	16	FEMALE R/A LOW PROFILE PCB MOUNT		WITH D-FLAT & POST LEGS, WHITE		TP	G	PP	
RFT-1209-W-05	16	FEMALE R/A LOW PROFILE PCB MOUNT		WITH D-FLAT & SNAP LEGS, WHITE, NO HARDWARE		TP	G	PP	
RFT-1210	17	FEMALE CHASSIS		4 HOLE FLANGE MOUNT WITH SOLDER CUP	MS39012/32-0001	N	G	T	
RFT-1210-03	18	FEMALE CHASSIS		2 HOLE FLANGE MOUNT WITH SOLDER CUP		N	G	T	
RFT-1210-15	17	FEMALE CHASSIS		4 HOLE FLANGE MOUNT WITH SOLDER CUP, BECU CONTACT AND 3-56 UNF TAPPED HOLES		N	G	T	
RFT-1211-1	19	FEMALE BULKHEAD		FRONT MOUNT WITH D-FLAT AND SOLDER CUP	MS39012/31-0001	N	G	T	
RFT-1211-1-03	19	FEMALE BULKHEAD		FRONT MOUNT WITH D-FLAT & BERYLLIUM COPPER CONTACT	MS39012/31-0001	N	G	T	
RFT-1212	20	FEMALE CRIMP BULKHEAD	C	REAR MOUNT WITH D-FLAT & O-RING, FOR RG-58/U	MS39012/23329/4-14	N	G	D	RFA-4009-206
RFT-1212-B	21	FEMALE CRIMP BULKHEAD	B	REAR MOUNT WITH D-FLAT & O-RING, FOR RG-174/U		N	G	D	RFA-4009-204
RFT-1212-B1	21	FEMALE CRIMP BULKHEAD	B1	REAR MOUNT WITH D-FLAT & O-RING, FOR RG-316/U DOUBLE SHIELD		N	G	D	RFA-4009-204
RFT-1212-C1	20	FEMALE CRIMP BULKHEAD	C1	REAR MOUNT WITH D-FLAT & O-RING, FOR RG-142		N	G	D	RFA-4009-206
RFT-1212-C2	20	FEMALE CRIMP BULKHEAD	C2	REAR MOUNT WITH D-FLAT & O-RING, FOR TIMES LMR-200		N	G	D	RFA-4009-206
RFT-1213-P	20	FEMALE CRIMP BULKHEAD	P	REAR MOUNT WITH D-FLAT & O-RING, FOR PROFLEX		N	S	D	RFA-4009-203
RFT-1213-X	20	FEMALE CRIMP BULKHEAD	X	REAR MOUNT WITH D-FLAT & O-RING, FOR RG-8/X & TIMES LMR-240		N	G	D	RFA-4009-203

→ TNC 50 OHM CONNECTORS AND IN-SERIES ADAPTERS — continued

TNC
50 Ohm



FIG. 22
RFT-1214-I



FIG. 23
RFT-1216-1, -C1, -C2, -I,
RFT-1217-P, -X




FIG. 24
RFT-1218, -C1, -C2



FIG. 25
RFT-1218-X



FIG. 26
RFT-1224



FIG. 27
RFT-1225



FIG. 28
RFT-1226



FIG. 29
RFT-1227



FIG. 30
RFT-1228



FIG. 31
RFT-1229



FIG. 32
RFT-1242

PHOTOS FOR REFERENCE ONLY, SHOWN AT 100% ACTUAL SIZE.

PART #	FIG	DESCRIPTION	CBL GRP	NOTES	REPLACES OR EQUIVALENT TO	PLATING			RECOMMENDED TOOL
						BDY	P/C	DIE	
RFT-1214-I	22	FEMALE CLAMP	I	FOR BELDEN 9913 & TIMES LMR-400		N	G	T	RFA-4009-205
RFT-1216-1	23	FEMALE CRIMP	C	FOR RG-58/U	MS39012/27-0504	N	G	T	RFA-4009-206
RFT-1216-C1	23	FEMALE CRIMP	C1	FOR RG-142/U		N	G	T	RFA-4009-206
RFT-1216-C2	23	FEMALE CRIMP	C2	FOR TIMES LMR-200		N	G	T	RFA-4009-206
RFT-1216-I	23	FEMALE CRIMP	I	FOR BELDEN 9913 & TIMES LMR-400		N	G	T	RFA-4009-205
RFT-1217-P	23	FEMALE CRIMP	P	FOR PROFLEX		N	G	D	RFA-4009-203
RFT-1217-X	23	FEMALE CRIMP	X	FOR RG-8/X & TIMES LMR-240		N	G	D	RFA-4009-203
RFT-1218	24	MALE RIGHT ANGLE CRIMP	C	FOR RG-58/U	MS39012/30-0504	N	G	T	RFA-4009-206
RFT-1218-C1	24	MALE RIGHT ANGLE CRIMP	C1	FOR RG-142/U		N	G	T	RFA-4009-206
RFT-1218-C2	24	MALE RIGHT ANGLE CRIMP	C2	FOR TIMES LMR-200		N	G	T	RFA-4009-206
RFT-1218-X	25	MALE RIGHT ANGLE CRIMP	X	FOR RG-8/X & TIMES LMR-240		N	G	T	RFA-4009-203
RFT-1224	26	BARREL ADAPTER		TNC MALE TO TNC MALE		N	G	T	
RFT-1225	27	BARREL ADAPTER		TNC FEMALE TO TNC FEMALE	AMP 221325-1, AMPH. 31-4791 MS39012/33-00001	N	G	T	
RFT-1226	28	BULKHEAD ADAPTER		TNC FEMALE TO TNC FEMALE WITH O-RING	AMP 221500-1 MS39012/34-00001	N	G	T	
RFT-1227	29	RIGHT ANGLE ADAPTER		TNC FEMALE TO TNC MALE	MS39012/32-00001	N	G	T	
RFT-1228	30	T-ADAPTER		TNC MALE TO TNC DOUBLE FEMALE	MS39012/35-00001	N	G	T	
RFT-1229	31	T-ADAPTER		TNC TRIPLE FEMALE		N	G	T	
RFT-1242	32	ADAPTER		TNC MALE (QUICK DISCONNECT) TO TNC FEMALE		N	G	T	