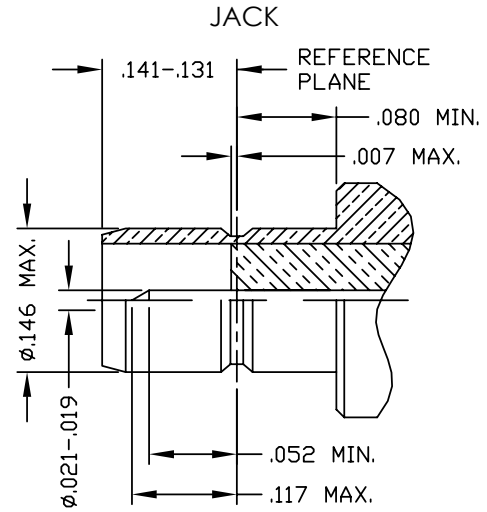
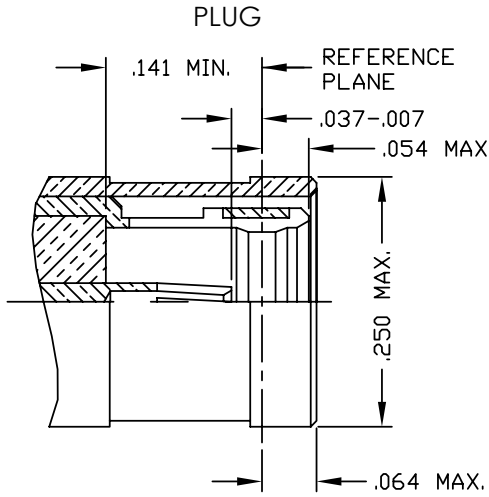


Mini-SMB 75 Ohm

Mini-SMB 75 Ohm



SPECIFICATIONS

ELECTRICAL SPECIFICATIONS

IMPEDANCE: 75 Ω
 WORKING VOLTAGE RATING: 335 VRMS @ SEA LEVEL
 (DEPENDENT ON CABLE)
 FREQUENCY RANGE: 0-4 GHz

MECHANICAL SPECIFICATIONS

MATING: SNAP LOCK
 INTERFACE: MIL-STD-348
 CABLING: CRIMP, PCB SOLDER

PLATING

G - GOLD

DIELECTRIC MATERIAL

T - TEFLON



FIG. 1
RSB-200-1-179,
1-SI




FIG. 2
RSB-210-1-179, 1-SI



FIG. 3
RSB-220-1-179



FIG. 4
RSB-221-1-179



FIG. 5
RSB-250-1



FIG. 6
RSB-255-1



FIG. 7
RSB-260-1



FIG. 8
RSB-265-1

PHOTOS FOR REFERENCE ONLY, SHOWN AT 150% ACTUAL SIZE.

PART #	FIG	DESCRIPTION	CABLE GROUPS	PLATING			RECOMMENDED TOOL
				BDY	P/C	DIE	
RSB-200-1-179	1	CRIMP PLUG	FOR RG-179/U ONLY	G	G	T	RFA-4009-204
RSB-200-1S1	1	CRIMP PLUG	FOR RG-179/U DOUBLE SHIELD	G	G	T	RFA-4009-204
RSB-210-1-179	2	RIGHT ANGLE CRIMP PLUG	FOR RG-179/U ONLY	G	G	T	RFA-4009-204
RSB-210-1-S1	2	RIGHT ANGLE CRIMP PLUG	FOR RG-179/U DOUBLE SHIELD	G	G	T	RFA-4009-204
RSB-220-1-179	3	CRIMP JACK	FOR RG-179/U ONLY	G	G	T	RFA-4009-204
RSB-221-1-179	4	BULKHEAD CRIMP JACK	FOR RG-179/U ONLY	G	G	T	RFA-4009-204
RSB-250-1	5	VERTICAL JACK PCB MOUNT		G	G	T	
RSB-255-1	6	RIGHT ANGLE JACK PCB MOUNT		G	G	T	
RSB-260-1	7	VERTICAL PLUG PCB MOUNT		G	G	T	
RSB-265-1	8	RIGHT ANGLE PLUG PCB MOUNT		G	G	T	