


SPECIFICATIONS	CABLE GROUPS	
<p>ELECTRICAL SPECIFICATIONS IMPEDANCE: 50 Ω WORKING VOLTAGE RATING: 1,000 VRMS, CABLE DEPENDENT FREQUENCY RANGE: 0-11 GHZ</p> <p>MECHANICAL SPECIFICATIONS MATING: 5/8 - 24 THREADED COUPLING INTERFACE: MIL-STD-348, SECTION 304 CABLING: CLAMP, SOLDER AND CRIMP</p> <p>PLATING G - GOLD N - NICKEL S - SILVER WB - WHITE BRONZE</p> <p>DIELECTRIC MATERIAL T - PTFE</p>	GRP	FOR THESE CABLE TYPES
	B	TIMES LMR-100A; RG-174, 188, 188A, 316/U; ALPHA 9174, 9316; BELDEN 7805A, 8216, 83269, 83284, 84316; COMMSCOPE AMC-174, WBC-100
	B1	RG-316/U DOUBLE SHIELD; RD-316; BELDEN 83269; COLEMAN 1596
	C	TIMES LMR-195; RG-58, 58A, 58C, 141, 141A/U; ANDREW CNT-195, CNT-195-DB, CNT-195-FR; BELDEN 7806A, 8219, 8240, 8259, 8262, 9201, 9203, 9310, 9311; COMMSCOPE WBC-195, WBC-195R, 0268, TCOM-195, TCOM-195-FR; HARBOUR HPF195
	C1	RG-55, 55A, 55B, 142, 142A, 142B, 223, 400/U; ALPHA 9055, 9055B, 9223; BELDEN 7806A, 83242, 84142
	C2	TIMES LMR-200, MSI-22; ALPHA 9848; BELDEN 7807A; COMMSCOPE AMC-58LL, WBC-200, WBC-200R, TCOM-200, TCOM-200-FR; HARBOUR HPF200
	C3	RG-58/U PLENUM, RG-122/U; ALPHA 9859, 9158S; BELDEN 82240, 82907, 88240, 89907
	D	RG-59, 59A, 59B, 62, 62A, 62C/U; ALPHA 9059, 9062, 9830, 9840, 9845; BELDEN 8221, 8241, 9169, 9204, 9228; CANARE LV-61S; COMMSCOPE 5550, 5555, 5560, 5563
	E	TIMES AA-4478; RG-8, 8A, 213/U; ALPHA 9008, 9213; BELDEN 8267, 9251, 9880, 89880; INTERCOMP 4082, 22132
	E	RG-9, 9A, 9B, 214/U; ALPHA 9214; BELDEN 8242, 8268
	I	TIMES AA-5886, AA-6146, LMR-400, LMR-400 ULTRAFLEX; ANDREW CNT-400, CNT-400AL, CNT-400-DB, CNT-400-FR, CNT-400-FRP; BELDEN 7810A, 8214, 9913; COMMSCOPE TCOM-400, TCOM-400-FR, TCOM-400-PUR, WBC-400, WBC-400R, CUSHCRAFT ULTRALINK TL93605; HARBOUR HPF400
	L2	TIMES LMR-600, LMR-600 ULTRAFLEX; ANDREW CNT-600, CNT-600-DB, CNT-600-FR, ; COMMSCOPE TCOM-600, TCOM-600-FR, TCOM-600-PUR, WBC-600, WBC-600R
	L6	TIMES LMR-300; ANDREW CNT-300, CNT-300AL, CNT-300-DB, CNT-300-FR; BELDEN 7809; COMMSCOPE TCOM-300, TCOM-300-FR, WBC-300
	M	TIMES MSI-15; RG-122/U; BELDEN 82907, 88240, 89907; MOTOROLA WHITE PTFE
	P	TIMES AA-3096; ANTENNA SPECIALIST K214, PRO-FLEX 800
	PL	BELDEN 89913
	SR1	.085 SEMI RIGID; RG-405/U; BELDEN 1671A; RD-179
	SR2	.141 SEMI RIGID; RG-402/U; BELDEN 1673A
	SR3	.250 SEMI RIGID; RG-401/U
	X	TIMES LMR-240, LMR-240 ULTRAFLEX; RG-8X; ANDREW CNT-240, CNT-240AL, CNT-240ALS, CNT-240-DB, CNT-240-FR, CNT-240-W; BELDEN 9258; COMMSCOPE TCOM-240, TCOM-240-FR, WBC-240, WBC-240R; HARBOUR HPF240; MICRO 8/U; REMEE 1600; SAXTON 8315
FOR A MORE EXTENSIVE LISTING OF CABLE GROUPS		





PHOTOS FOR REFERENCE ONLY, SHOWN AT 75% ACTUAL SIZE.

FOR MOUNTING CONFIGURATIONS

PART #	FIG	DESCRIPTION	CBL GRP	NOTES	REPLACES OR EQUIVALENT TO	PLATING			RECOM- MENDED TOOL
						BDY	P/C	DIE	
RFN-1000-1S	1	Male Clamp	C , C1	for RG-58/U & RG-142/U	UG-536A/U	S	G	T	RFA-4009-206
RFN-1000-C2	1	Male Clamp	C2	for Times LMR-200		N	G	T	RFA-4009-206
RFN-1000-C2S	1	Male Clamp	C2	for Times LMR-200		S	G	T	RFA-4009-206
RFN-1000-N	1	Male Clamp	C , C1	for RG-58/U & RG-142/U	UG-536B/U	N	G	T	RFA-4009-206
RFN-1001-S	2	Male Solder	C , C1 , C2 , D , E , I , P , X	for Cable Group C, C1, C2 use with Reducer RFU-530, for Cable Groups D, P & X use with Reducer RFU-531—Connector will Accept Maximum Center Conductor of OD .108 [2.74]		S	G	T	Solder Only
RFN-1002-1N	3	Male Clamp	E	for RG-8/U & RG-213/U	UG-21B/U, D/U, E/U	N	G	T	RFA-4009-206
RFN-1002-1S	3	Male Clamp	E	for RG-8/U & RG-213/U	UG-21B/U, D/U, E/U	S	G	T	RFA-4009-206
RFN-1002-1SI	3	Male Clamp	I	for Belden 9913 & Times LMR-400		S	G	T	RFA-4005-200
RFN-1002-2L2	4	Male Clamp	L2	for Times LMR-600		S	G	T	Solder Only
RFN-1002-PL	3	Male Clamp	PL	for Belden 89913 Plenum		S	G	T	RFA-4009-205
RFN-1004-1SP	5	Male Clamp	P	for Proflex		S	G	T	RFA-4009-206
RFN-1004-1SX	5	Male Clamp	X	for RG-8/X & Times LMR-240		S	G	T	RFA-4009-206
RFN-1005-1SR1	6	Male	SR1	for .085 Semi-Rigid	Direct Solder	N	G	T	Solder Only
RFN-1005-1SR2	6	Male	SR2	for .141 Semi-Rigid	Direct Solder	N	G	T	Solder Only
RFN-1005-2N	7	Male Crimp	C	for RG-58/U		N	G	T	RFA-4009-206
RFN-1005-3C	7	Male Crimp	C	for RG-58/U		S	G	T	RFA-4009-206
RFN-1005-3C1	7	Male Crimp	C1	for RG-142/U & RG-55/U		S	G	T	RFA-4009-206
RFN-1005-5	8	Male Crimp	C	Quick Disconnect, for RG-58/U		S	G	T	RFA-4009-206
RFN-1005-7	7	Male Crimp	C3 , M	for Motorola White PTFE, RG-58 Plenum or Belden 89907		S	G	T	RFA-4009-206
RFN-1005-B-03	7	Male Crimp	B	for RG-174/U & RG-316/U		N	G	T	RFA-4005-200
RFN-1005-B1-03	7	Male Crimp	B1	for RD-174/U & RG-316/U Double Shield		N	G	T	RFA-4005-200
RFN-1005-C1	7	Male Crimp	C1	for RG-142/U & RG-55/U		N	G	T	RFA-4009-206
RFN-1005-C2	7	Male Crimp	C2	for Times LMR-200		N	G	T	RFA-4009-206
RFN-1005-C2S	7	Male Crimp	C2	for Times LMR-200		S	G	T	RFA-4009-206
RFN-1006-2L2	9	Male Crimp	L2	for Times LMR-600		S	G	T	RFA-4005-305 & RFA-4009-201
RFN-1006-3E	10	Male Crimp	E	for RG-8/U & RG-213/U	UG-1681/U	S	G	T	RFA-4009-205
RFN-1006-3F	10	Male Crimp	E	for RG-9/U & RG-214/U	UG-1682/U	S	G	T	RFA-4009-205
RFN-1006-3I	10	Male Crimp	I	for Belden 9913 & Times LMR-400		S	G	T	RFA-4005-200
RFN-1006-3I2	10	Male Crimp	I2	for RG-8/U Type, LMR-400LLPL		S	G	T	
RFN-1006-WB-I2	11	Male Crimp	I2	for RG-8/U Type, LMR-400LLPL		WB	G	T	
RFN-1006-8I	12	Male Crimp	I	for Times LMR-400; Knurled Shell; 2-Piece Design	for solid center conductor cable only	N	G	T	RFA-4009-205



PHOTOS FOR REFERENCE ONLY, SHOWN AT 75% ACTUAL SIZE.

FOR MOUNTING CONFIGURATIONS

PART #	FIG	DESCRIPTION	CBL GRP	NOTES	REPLACES OR EQUIVALENT TO	PLATING			RECOMMENDED TOOL
						BDY	P/C	DIE	
RFN-1006-8X	13	Male Crimp	X	for RG-8/X & Times LMR-240, Solderless Center Conductor		N	G	T	RFA-4009-203
RFN-1006-9I	14	Male Crimp	I	for Belden 9913 & Times LMR-400; Hex & Knurled Shell; 2-Piece Design	for solid center conductor cable only	WB	G	T	RFA-4009-205
RFN-1006-9L2	15	Male Crimp	L2	for Times LMR-600; Hex & Knurled Shell; 3-Piece Design with Heat Shrink		WB	G	T	RFA-4005-305 & RFA-4009-201
RFN-1006-9X	16	Male Crimp	X	for RG-8/X & Times LMR-240; Hex Shell; 2-Piece Design		N	G	T	RFA-4009-203
RFN-1006-I	17	Male Crimp	I	for Belden 9913 & Times LMR-400		N	G	T	RFA-4005-200
RFN-1006-I2	17	Male Crimp	I2	RG-8/U Type, LMR-400LLPL		N	G	T	
RFN-1006-I-15	17	Male Crimp	I	Pin with 15 Micro in Gold, for RG-8/U Type, LME-400 & Belden 9913		N	G	T	
RFN-1006-I-WB	18	Male Crimp	I	for Belden 9913 & Times LMR-400; Hex & Knurled Shell, with heat shrink	Times TC-400-NMH-D	WB	G	T	RFA-4005-200
RFN-1006-L6	18	Male Crimp	L6	for Times LMR-300		N	G	T	RFA-4005-400 & RFA-4005-308
RFN-1006-PL	18	Male Crimp	PL	for Belden 89913 Plenum		S	G	T	RFA-4005-200
RFN-1007-2SP	19	Male Crimp	P	for Proflex		S	G	T	RFA-4009-203
RFN-1007-2SX	19	Male Crimp	X	for RG-8/X & Times LMR-240		S	G	T	RFA-4005-100
RFN-1007-X	19	Male Crimp	X	for RG-8/X & Times LMR-240		N	G	T	RFA-4005-400
RFN-1009-3E	20	Male Right Angle Crimp	E	for RG-8/U		S	G	T	RFA-4009-205
RFN-1009-3I	20	Male Right Angle Crimp	I	for Belden 9913 & Times LMR-400		S	G	T	RFA-4009-205
RFN-1009-9X-WB	21	Male Right Angle Crimp	X	Hex Shell, for RG-8/X		WB	G	T	
RFN-1009-B-03	22	Male Right Angle Crimp	B	Square Body, for RG-174/U		N	G	T	RFA-4009-204
RFN-1009-C	22	Male Right Angle Crimp	C	for RG-58/U		S	G	T	RFA-4009-206
RFN-1009-C-03	22	Male Right Angle Crimp	C	Square Body, for RG-58/U		N	G	T	RFA-4009-206
RFN-1009-C1	22	Male Right Angle Crimp	C1	for RG-142/U & RG-55/U		S	G	T	RFA-4009-206



FIG. 23
RFN-1009-C1, -03



FIG. 23
RFN-1009-C, -C1, -C2



FIG. 24
RFN-1009-I, I-99




FIG. 25
RFN-1009-PL



FIG. 26
RFN-1009-X-04



FIG. 27
RFN-1010-1



FIG. 28
RFN-1011-1



FIG. 29
RFN-1012-1



FIG. 30
RFN-1013-1



FIG. 31
RFN-1013-1-03



FIG. 32
RFN-1014-1



FIG. 33
RFN-1020-1



FIG. 34
RFN-1021



FIG. 35
RFS-2068



FIG. 36
RFN-1021-03



FIG. 37
RFN-1021-1

PHOTOS FOR REFERENCE ONLY, SHOWN AT 75% ACTUAL SIZE.

FOR MOUNTING CONFIGURATIONS

PART #	FIG	DESCRIPTION	CBL GRP	NOTES	REPLACES OR EQUIVALENT TO	PLATING			RECOMMENDED TOOL
						BDY	P/C	DIE	
RFN-1009-C1-03	23	Male Right Angle Crimp	C1	for RG-142/U, square body		N	G	T	RFA-4009-206
RFN-1009-C2	23	Male Right Angle Crimp	C2	for Times LMR-200		S	G	T	RFA-4009-206
RFN-1009-I	24	Male Right Angle Crimp	I	for Belden 9913 & Times LMR-400		WB	G	T	RFA-4009-205
RFN-1009-I-99	24	Male Right Angle Crimp	I	for RG-8 Type, LMR-400 & Belden 9913		N	G	T	
RFN-1009-PL	25	Male Right Angle Crimp	PL	for Belden 89913 Plenum		S	G	T	RFA-4009-205
RFN-1009-X-04	26	Male Right Angle Crimp	X	for RG-8/X & Times LMR-240		N	G	T	RFA-4009-203
RFN-1010-1	27	T Adapter		N Double Female to N Male	UG-107B/U	S	G	T	
RFN-1011-1	28	T Adapter		N Triple Female	UG-28A/U	S	G	T	
RFN-1012-1	29	Right Angle Adapter		N Female to N Male	UG-27A/U, B/U, C/U, D/U	S	G	T	
RFN-1013-1	30	Barrel Adapter		N Female to N Female	UG-29B/U, C/U	S	G	T	
RFN-1013-1-03	31	Barrel Adapter		N Female to N Female		N	G	T	
RFN-1014-1	32	Barrel Adapter		N Male to N Male	UG-57B/U	S	G	T	
RFN-1020-1	33	Female Panel Mount		2 Hole Flange		S	G	T	
RFN-1021	34	Female Panel Mount		4 Hole Flange	UG-58A/U	S	G	T	
RFS-2068	35	N Female 4 Hole Panel Mount		Solder Tab		N	G	T	
RFN-1021-03	36	Female Panel Mount		4 Hole Flange		N	G	T	
RFN-1021-1	37	Female Panel Mount		4 Hole Flange with Removable Pin & Flush Dielectric	UG-58A/U	S	G	T	



FIG. 38
RFN-1021-14, 14-WB



FIG. 39
RFN-1021-2



FIG. 40
RFN-1021-4



FIG. 41
RFN-1021-5



FIG. 42
RFN-1021-6



FIG. 43
RFN-1022, -1



FIG. 44
RFN-1022-2SR2, -SR1



FIG. 45
RFN-1022-3, -3-03



FIG. 46
RFN-1022-5, -5-03



FIG. 47
RFN-1022-8, -8-B1,
-8-C, -8-C1, -8-C2, -8-M

PHOTOS FOR REFERENCE ONLY, SHOWN AT 75% ACTUAL SIZE.

FOR MOUNTING CONFIGURATIONS

PART #	FIG	DESCRIPTION	CBL GRP	NOTES	REPLACES OR EQUIVALENT TO	PLATING			RECOM- MENDED TOOL
						BDY	P/C	DIE	
RFN-1021-14	38	Female Panel Mount		4 Hole Flange w/ Slotted Terminal Contact		N	G	T	
RFN-1021-14-WB	38	Female Panel Mount		4 Hole Flange w/ Slotted Terminal Contact		WB	G	T	
RFN-1021-2	39	Female Panel Mount		4 Hole Flange w/ Soldercup	UG-58A/U	N	G	T	
RFN-1021-4	40	Female Panel Mount		Mini 4 Hole Flange w/ Post Terminal, .730" Extended Dielectric & O-Ring		N	G	T	
RFN-1021-5	41	Female Panel Mount		Mini 4 Hole Flange w/ Post Terminal, .260" Extended Dielectric & O-Ring		N	G	T	
RFN-1021-5-03		Female Panel Mount		Mini 4 Hole Flange with .180" Extended Dielectric		N	G	T	
RFN-1021-6	42	Female Clamp Panel Mount	C , C1	4 Hole Flange, for RG-58/U & RG-142/U	UG1095A/U, B/U, C/U	S	G	T	RFA-4009-206
RFN-1022	43	Female Bulkhead		Front Mount, No D-FLAT		S	G	T	
RFN-1022-1	43	Female Bulkhead		Front Mount with Double D-Flat	UG-680/U, A/U	S	G	T	
RFN-1022-2SR2	44	Female Bulkhead	SR2	Rear Mount with Double D-Flat, for .141 Semi-Rigid Cable	Direct Solder	S	G	T	
RFN-1022-3	45	Female Bulkhead		Front Mount, Long with Double D-Flat		S	G	T	
RFN-1022-3-03	45	Female Bulkhead		Front Mount, Long with Double D-Flat		S	G	T	
RFN-1022-5	46	Female Bulkhead		Front Mount with D-Flat & O-Ring		N	G	T	
RFN-1022-5-03	46	Female Bulkhead		Front Mount with D-Flat, .375" Opening, BeCu Contact		N	G	T	
RFN-1022-8	47	Female Crimp Bulkhead	B	Rear Mount with O-Ring, for RG-174/U	for RG-174/U & RG-316/U	N	G	T	RFA-4009-204
RFN-1022-8-B1	47	Female Crimp Bulkhead	B1	Rear Mount w/ O-Ring, for RG-316/U Double Shield	for RD-174/U & RD-316/U	N	G	T	RFA-4009-204
RFN-1022-8-C	47	Female Crimp Bulkhead	C	Rear Mount with O-Ring, for RG-58/U		N	G	T	RFA-4009-206
RFN-1022-8-C1	47	Female Crimp Bulkhead	C1	Rear Mount with O-Ring, for RG-142/U		N	G	T	RFA-4009-206
RFN-1022-8-C2	47	Female Crimp Bulkhead	C2	Rear Mount with O-Ring, for LMR-200		N	G	T	RFA-4009-206
RFN-1022-8-M	47	Female Crimp Bulkhead	M	Rear Mount for RG-58/U Plenum		N	G	T	
RFN-1022-SR1	44	Female Bulkhead	SR1	Rear Mount with Double D-Flat, for .085" Semi-Rigid Cable	Direct Solder	N	G	T	



FIG. 48
RFN-1022-SR2, -SR3



FIG. 49
RFN-1022-X



FIG. 50
RFN-1023



FIG. 51
RFN-1023-5



FIG. 52
RFN-1024-1, -1SI, -PL



FIG. 53
RFN-1025-1, -C2



FIG. 54
RFN-1026-1X



FIG. 55
RFN-1027, -C1, -C2, -N,
RFN-1029-SP, -SX



FIG. 56
RFN-1027-B, -SB



FIG. 57
RFN-1028-2L2



FIG. 58
RFN-1028, -F, -I

PHOTOS FOR REFERENCE ONLY, SHOWN AT 75% ACTUAL SIZE.

FOR MOUNTING CONFIGURATIONS

PART #	FIG	DESCRIPTION	CBL GRP	NOTES	REPLACES OR EQUIVALENT TO	PLATING			RECOMMENDED TOOL
						BDY	P/C	DIE	
RFN-1022-SR2	48	Female Bulkhead	SR2	Rear Mount with Double D-Flat, for .141" Semi-Rigid Cable	Direct Solder	N	G	T	
RFN-1022-SR3	48	Female Bulkhead	SR3	Rear Mount with Double D-Flat, for .250" Semi-Rigid Cable	Direct Solder	N	G	T	
RFN-1022-X	49	Female Crimp Bulkhead	X	Rear Mount with O-Ring, for LMR-240		WB	G	T	RFA-4005-400
RFN-1023	50	Front Mount Bulkhead Adapter		N Female to N Female	UG-30C/U	S	G	T	
RFN-1023-5	51	Female Bulkhead Adapter		N Female to BNC Female		N	G	T	
RFN-1024-1	52	Female Clamp	E	for RG-8/U	UG-23D/U, F/U	S	G	T	
RFN-1024-1SI	52	Female Clamp	I	for Belden 9913 & Times LMR-400		S	G	T	
RFN-1024-PL	52	Female Clamp	PL	for Belden 89913 Plenum		S	G	T	
RFN-1025-1	53	Female Clamp	C , C1	for RG-58/U & RG-142/U		S	G	T	
RFN-1025-C2	53	Female Clamp	C2	for Times LMR-200		S	G	T	
RFN-1026-1X	54	Female Clamp	X	for RG-8/X & Times LMR-240		S	G	T	RFA-4009-206
RFN-1027	55	Female Crimp	C	for RG-58/U		N	G	T	RFA-4009-206
RFN-1027-B	56	Female Crimp	B	for RG-174/U & RG-316/U		N	G	T	RFA-4005-200
RFN-1027-B1		Female Crimp	B1			N	G	T	
RFN-1027-C1	55	Female Crimp	C1	for RG-142		S	G	T	RFA-4009-206
RFN-1027-C2	55	Female Crimp	C2	for Times LMR-200		S	G	T	RFA-4009-206
RFN-1027-N	55	Female Crimp	C	for RG-58/U		N	G	T	RFA-4009-206
RFN-1027-SB	56	Female Crimp	B	for RG-174/U & RG-316/U		S	G	T	RFA-4005-200
RFN-1028	58	Female Crimp	E	for RG-8/U	Amphenol 82-0337	S	G	T	RFA-4009-205
RFN-1028-2L2	57	Female Crimp	L2	for Times LMR-600		S	G	T	Ferrule only RFA-4009-201
RFN-1028-F	58	Female Crimp	E	for RG-9/U & RG-214/U		S	G	T	RFA-4005-200
RFN-1028-I	58	Female Crimp	I	for Belden 9913 & Times LMR-400		N	G	T	RFA-4005-200
RFN-1028-I2	59	Female Crimp	I2	for LMR-400LLPL		N	G	T	



FIG. 59
RFN-1028-I2, -PL, -SI, SI2



FIG. 60
RFN-1029-SP, -SX



FIG. 61
RFN-1034-1




FIG. 62
RFN-1035-1



FIG. 63
RFN-1036-1



FIG. 64
RFN-1037-1



FIG. 65
RFN-1038-1



FIG. 66
RFN-1039-1



FIG. 67
RFN-1040-1



FIG. 68
RFN-1041-1



FIG. 69
RFN-1054-AV



FIG. 70
RFS-2030

PHOTOS FOR REFERENCE ONLY, SHOWN AT 75% ACTUAL SIZE.

FOR MOUNTING CONFIGURATIONS

PART #	FIG	DESCRIPTION	CBL GRP	NOTES	REPLACES OR EQUIVALENT TO	PLATING			RECOM-MENDED TOOL
						BDY	P/C	DIE	
RFN-1028-PL	59	Female Crimp	PL	for Belden 89913 Plenum		S	G	T	RFA-4005-200
RFN-1028-SI	59	Female Crimp	I	for Belden 9913 & Times LMR-400		S	G	T	RFA-4005-200
RFN-1028-SI2	59	Female Crimp	I2	for LMR-400LLPL		S	G	T	
RFN-1029-SP	60	Female Crimp	P	for Proflex		S	G	T	RFA-4009-203
RFN-1029-SX	60	Female Crimp	X	for RG-8/X & Times LMR-240		S	G	T	RFA-4009-203
RFN-1034-1	61	Female Adapter		N Female to UHF Female		S	G	T	
RFN-1035-1	62	Male Adapter		N Male to UHF Female		S	G	T	
RFN-1036-1	63	Female Adapter		N Female to UHF Male		S	G	T	
RFN-1037-1	64	Male Adapter		N Male to BNC Female		S	G	T	
RFN-1038-1	65	Female Adapter		N Female to BNC Male		S	G	T	
RFN-1039-1	66	Female Adapter		N Female to BNC Female		S	G	T	
RFN-1040-1	67	Male Adapter		N Male to BNC Male		S	G	T	
RFN-1041-1	68	Male Panel Mount		4 Hole Flange, Soldercup		S	G	T	
RFN-1054-AV	69	Right Angle Adapter		N Male to N Male		N	G	T	
RFS-2030	70	N Female Bulkhead Vertical PCB Mount		Double D Flat, 1.645" Threads		N	S	T	